



Name: \_\_\_\_\_



# Identifying Data

Use the picture below to answer the questions




## Count and Write

- ❖ Number of boys wearing black shirt
- ❖ Number of boys wearing blue shirt
- ❖ Number of boys wearing green shirt
- ❖ Number of boys wearing yellow shirt


## Tick (✓) the correct answer

- ❖ The most preferred colour is ☒ ☐ ☒ ☐ ☒ ☐ ☒ ☐
- ❖ The least preferred colour is ☒ ☐ ☒ ☐ ☒ ☐ ☒ ☐



# Identifying Data

Use the picture below to answer the questions



## Count and Write

- ❖ Number of boys wearing black shirt 8
- ❖ Number of boys wearing blue shirt 7
- ❖ Number of boys wearing green shirt 4
- ❖ Number of boys wearing yellow shirt 5

## Tick (✓) the correct answer

- ❖ The most preferred colour is     ☒
- ❖ The least preferred colour is   ☒   ☐