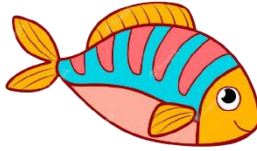



Data

Study the chart and answer the questions



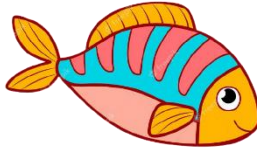
 = 5 children

1. How many children prefer a "dog" as a pet? _____
2. How many children prefer a "fish" as a pet? _____
3. How many children prefer a "cat" as a pet? _____
4. How many more children chose "dog" as pet over "cat"? _____
5. How many more children chose "cat" as pet over "fish"? _____



Data

Study the chart and answer the questions



 = 5 children

1. How many children prefer a "dog" as a pet? 25
2. How many children prefer a "fish" as a pet? 15
3. How many children prefer a "cat" as a pet? 20
4. How many more children chose "dog" as pet over "cat"? 20
5. How many more children chose "cat" as pet over "fish"? 5